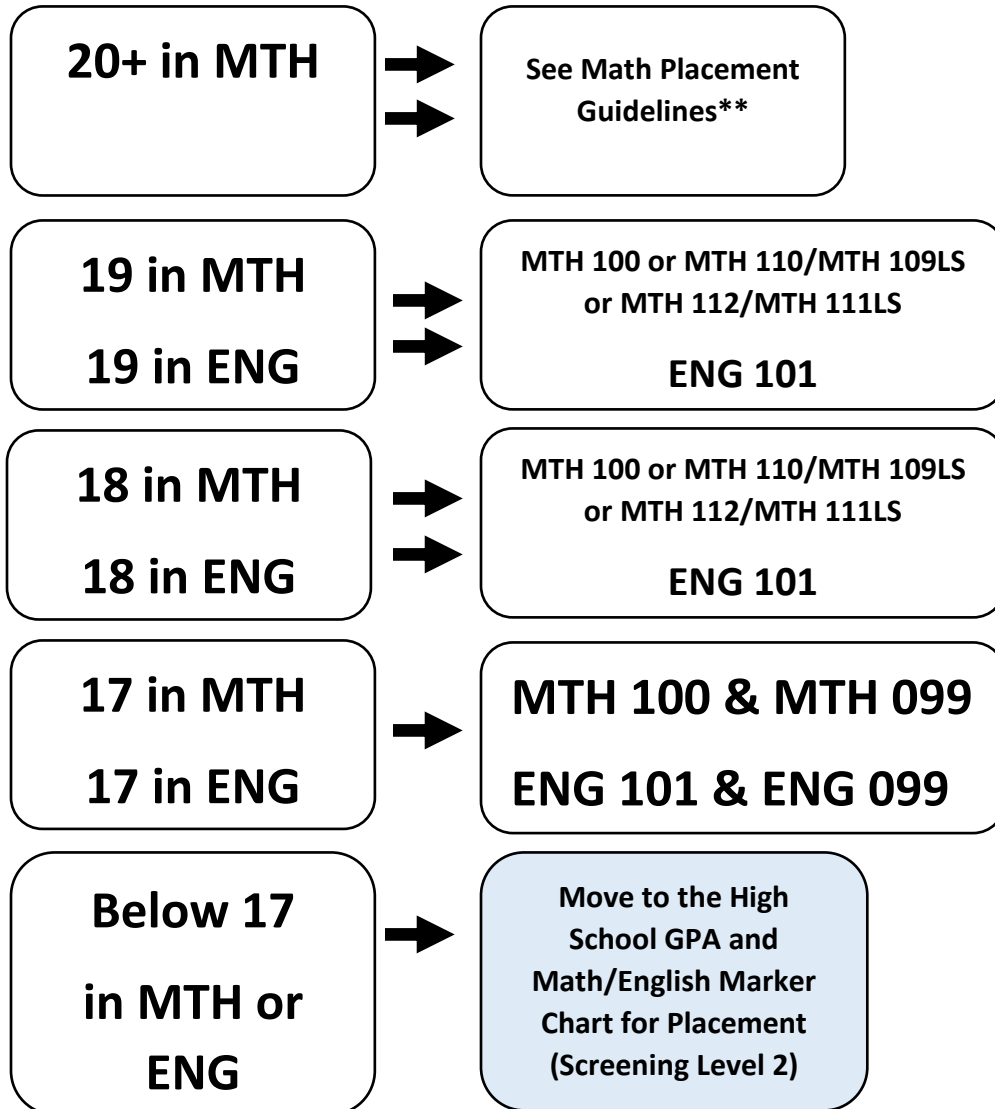


# Screening Level 1: ACT Placement Chart

Always use ACT scores to FIRST screen for placement.

**Never skip this Level.** Ensure that the ACT score is not over 5 years old.

(For SAT equivalency, see Concordance on page 8.)



**NOTE:** Composite ACT scores **MAY NOT** be used for placement in math and English courses. Note that students with a score of 17 on the subject-matter ACT may qualify for exemption from the co-requisite placement on the basis of GPA or Accuplacer scores.

# Math Placement Guidelines

## for Scores over 20 on ACT

**(Used only in conjunction with ACT math subscore of 20 or higher)**

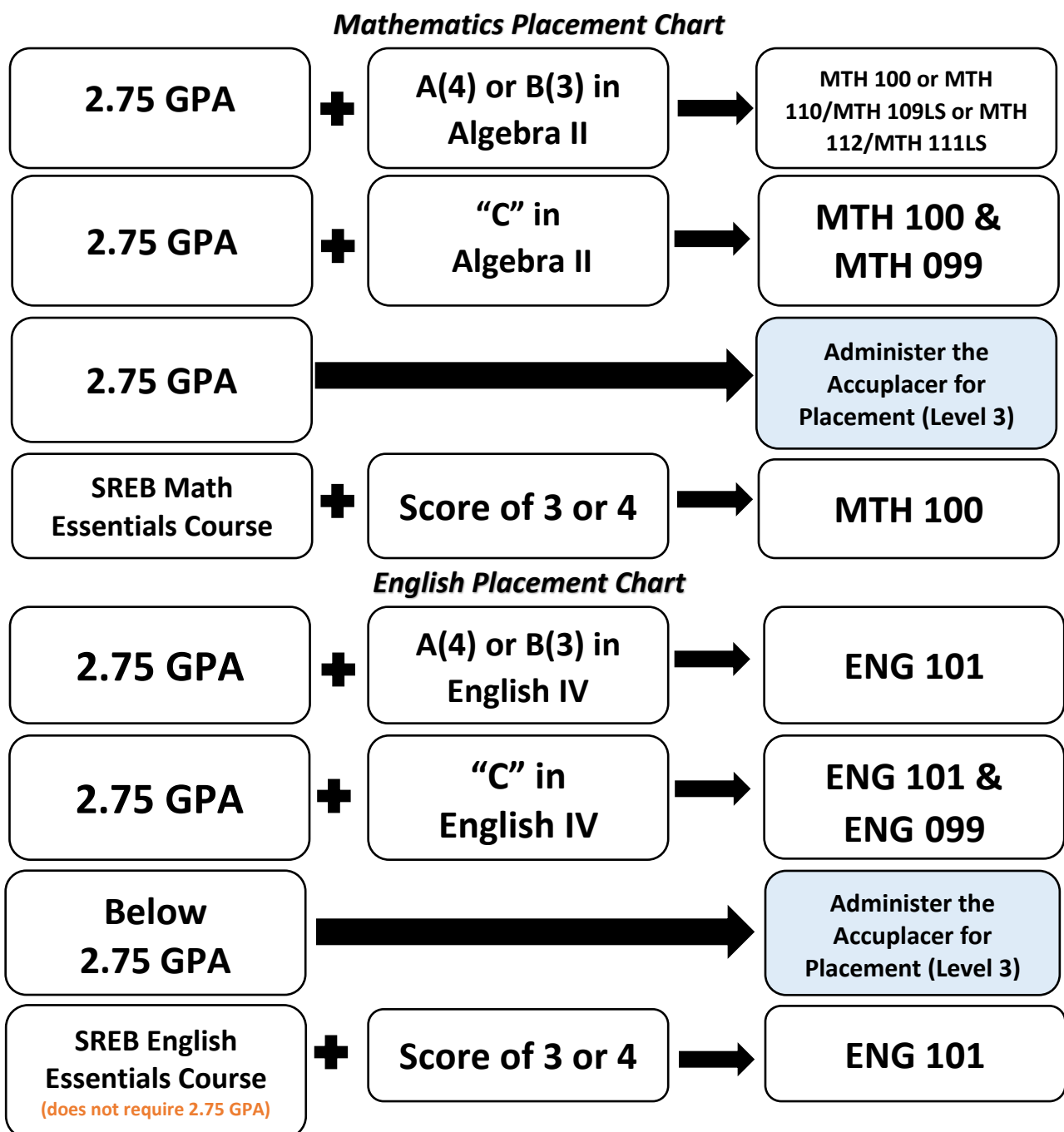
If placing a student with an ACT math subscore of 20 or higher, use the chart below. In doing so, you will have to review the high school transcript and determine the highest level of math successfully completed ("C" or higher) and place the student accordingly.

Highest Math Course (any year)	Course Placement
Algebra I	MTH 100 Intermediate College Algebra or MTH 246 Mathematics of Finance
Algebra II	MTH 110 Finite Math or MTH 112 Pre-Calculus Algebra or MTH 231 Math for Elem Ed Teacher I or MTH 232 Math for Elem Ed Teacher ii or MTH 265 Elementary Statistics
Pre- Calculus	MTH 113 Pre-Calculus Trigonometry or MTH 115 Pre-Calculus Algebra & Trig or MTH 120 Calculus and Its Applications or MTH 125 Calculus I
Calculus	MTH 120 Calculus and Its Applications or MTH 125 Calculus I

# Screening Level 2: High School GPA & Grade Markers

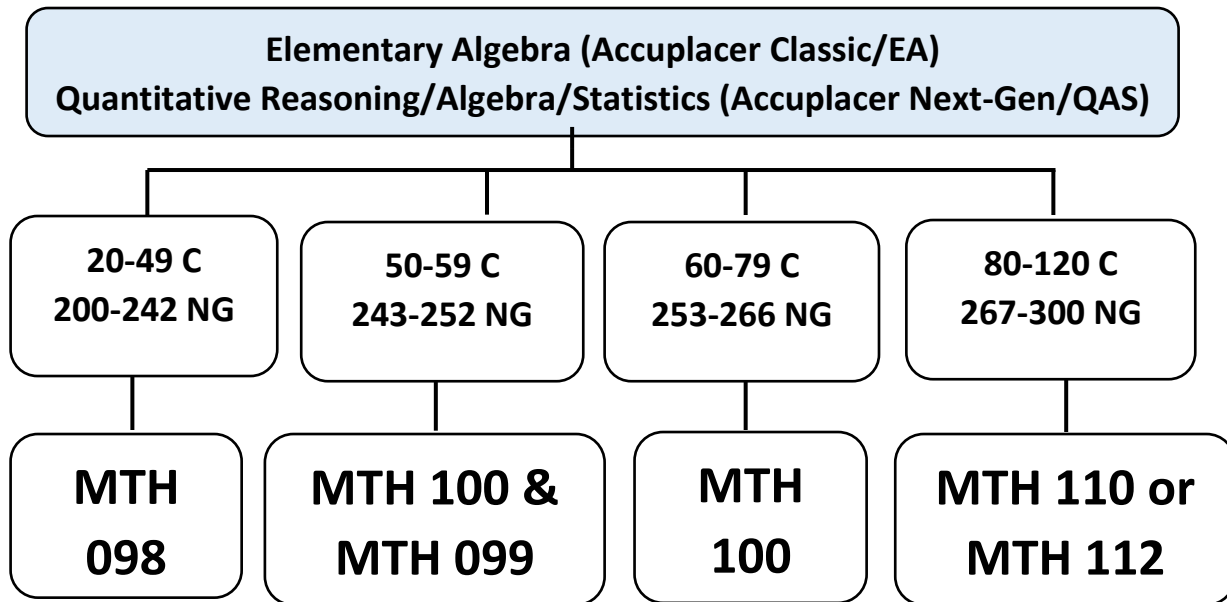
Always use Level 2 placement if an ACT score is not available or is over 5 years old.  
If a student has under a 2.75 GPA and does not have a grade of B or higher in SREB English or math, skip this step and move to Level 3 Placement (Accuplacer) to place the student. Never skip this step. All GPAs and SREB courses have to be reviewed.

NOTE: GPA and grades earned cannot be older than 5 years.



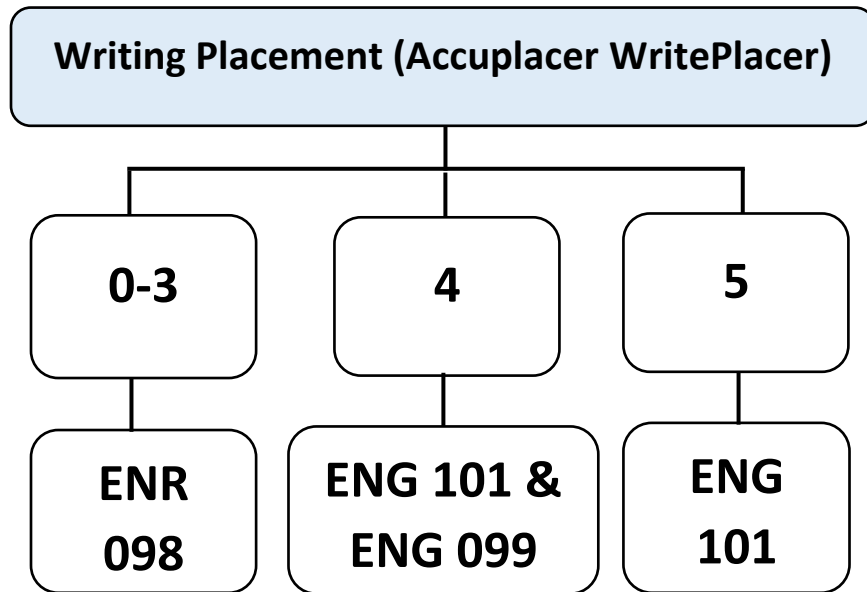
# Screening Level 3: Accuplacer Placement

Never use the Level 3 Placement unless a student did not clear Level 1 (ACT) and Level 2 (High School GPA with ENG/MTH Markers) screening. **Only students with LESS than a 17 on the ACT and less than a 2.75 GPA should be tested via Accuplacer** (and placed by those means).



Note: MTH 116 has no applicable pre-requisite or placement score relevance.

<i>Math Course</i>	<i>Classic Elementary Algebra</i>	<i>Next-Generation QAS</i>
<i>MTH 098</i>	<i>20-49</i>	<i>200-242</i>
<i>MTH 100 w/MTH 099</i>	<i>50-59</i>	<i>243-252</i>
<i>MTH 100</i>	<i>60-79</i>	<i>253-266</i>
<i>MTH 110 or MTH 112</i>	<i>80-120</i>	<i>267-300</i>



## ACT to ACT

### Concordance Tables - MATH

Table B1: SAT Math to ACT Mathematics	
SAT	ACT
800	36
790	35
*780	35
770	35
760	34
750	33
*740	33
730	32
*720	32
710	31
*700	30
690	30
680	29
670	28
*660	28
650	27
*640	27
630	27
620	26
*610	26
600	25
*590	25
*580	24
570	24
*560	23
550	23
540	22
530	21

Table B1: SAT Math to ACT Mathematics (continued)	
SAT	ACT
520	20
510	19
*500	18
490	18
480	17
*470	17
460	17
450	16
440	16
*430	16
420	16
410	15
*400	15
390	15
380	15
370	14
*360	14
350	14
340	13
*330	13
320	13
*310	12
300	12
290	11
*280	11
270	10
*260	10

\*Use this SAT score when a single score point comparison is needed.

## ACT to SAT

### Concordance Tables – MATH

<b>Table B2: ACT Mathematics to SAT Math</b>	
<b>ACT</b>	<b>SAT</b>
36	800
35	780
34	760
33	740
32	720
31	710
30	700
29	680
28	660
27	640
26	610
25	590
24	580
23	560
22	540
21	530
20	520
19	510
18	500
17	470
16	430
15	400
14	360
13	330
12	310
11	280
10	260

## SAT ERW to ACT

### Concordance Tables – ENGLISH + READING

Table C1: SAT ERW to ACT English+Reading	
SAT	ACT
800	72
*790	72
780	71
*770	71
760	70
*750	70
740	69
730	68
720	67
710	66
700	64
690	63
680	61
670	60
660	58
650	57
640	55
630	54
620	52
610	51
600	49
590	48
580	46
570	45
560	44
550	43
540	42

Table C1: SAT ERW to ACT English+Reading (continued)	
SAT	ACT
530	40
520	39
510	38
500	37
490	35
480	34
470	33
460	32
450	31
440	30
430	29
420	28
410	27
400	26
390	25
380	24
370	23
360	22
350	21
340	20
330	19
320	18
310	17
300	16
290	15
280	14

**\*Use this SAT score when a single score point comparison is needed.**

**Note:** ACT English + Reading scores range from 2 to 72.

**Note:** ERW = Evidence-Based Reading and Writing.



## ACT to SAT ERW Concordance Tables – ENGLISH + READING

Table C2: ACT English+Reading to SAT ERW	
ACT	SAT
72	790
71	770
70	750
69	740
68	730
67	720
66	710
65	700
*64	700
63	690
62	680
*61	680
60	670
59	660
*58	660
57	650
56	640
*55	640
*54	630
53	630
52	620
*51	610
50	610
49	600
48	590
47	580
*46	580
45	570
44	560
43	550

Table C2: ACT English+Reading to SAT ERW (continued)	
ACT	SAT
*42	540
41	540
40	530
39	520
38	510
*37	500
36	500
35	490
34	480
33	470
32	460
31	450
30	440
29	430
28	420
27	410
26	400
25	390
24	380
23	370
22	360
21	350
20	340
19	330
18	320
17	310
16	300
15	290
14	280

**Note:** ERW = Evidence-Based Reading and Writing.

**Note:** ACT English + Reading scores range from 2 to 72.

ACT / SAT Concordance Tables retrieved from: <https://www.act.org/content/act/en/products-and-services/the-act/scores/act-sat-concordance.html>